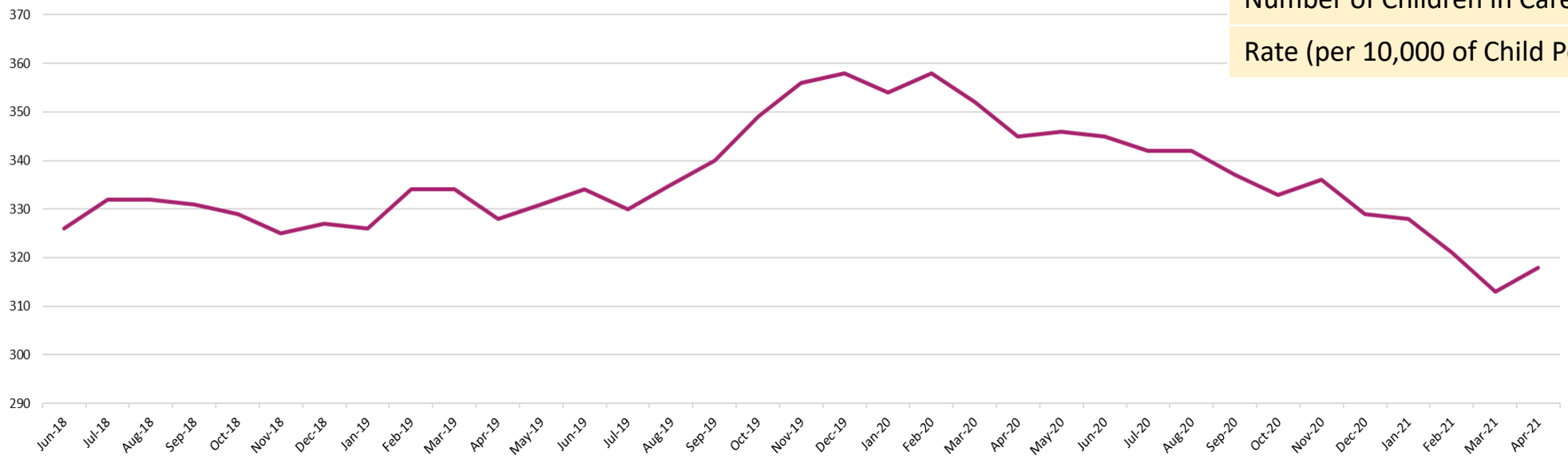


Children and Young People in Care – Key Questions for Scrutiny



	Current	May 2020
Number of Children in Care	318	346
Rate (per 10,000 of Child Population)	88	96

Numbers of Children and Young People in Care



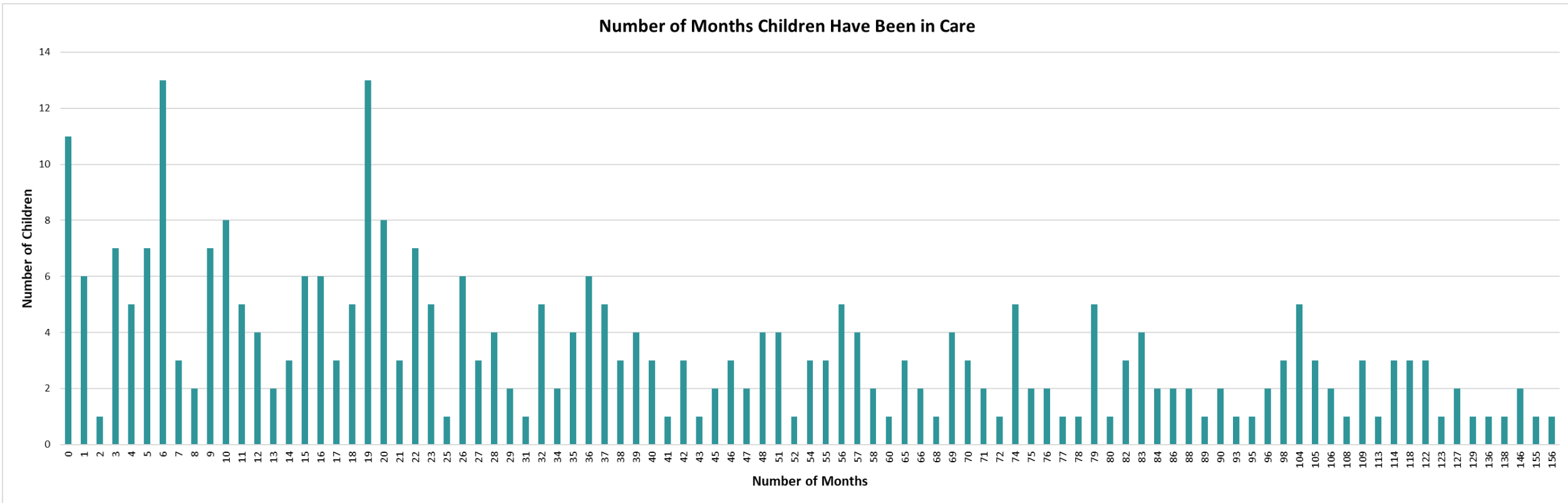
The number of children in our care was at its highest for three years in December 2019 and February 2020 reaching 358 children in care. Since then, the number has steadily declined.

Number of Children Entering Care (Month)



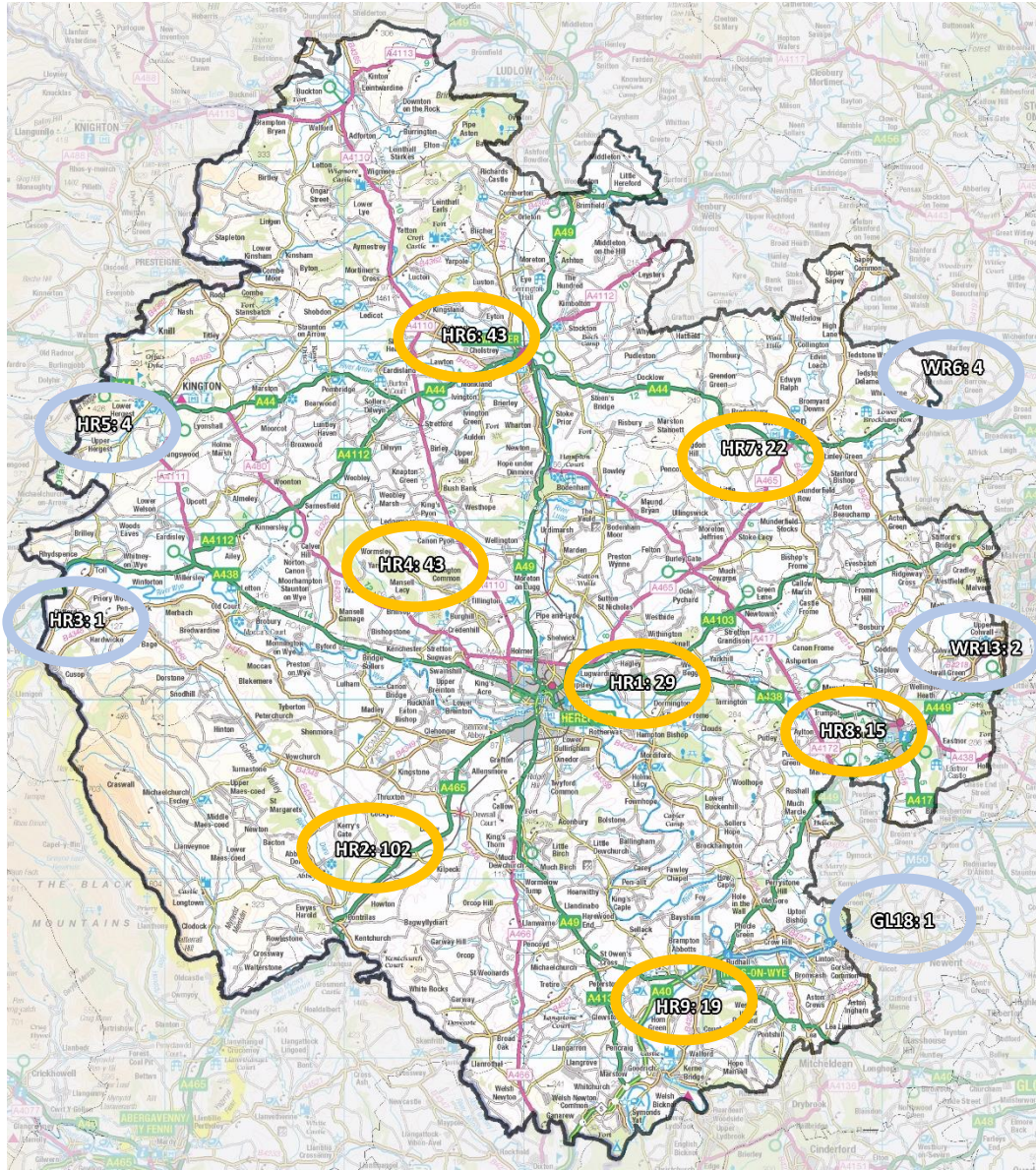
Over the last 18 months there has been a focus on supporting families to prevent children coming into care and to identify where it is in the child's best interest to return home or find permanency through other routes. This initiative has been formalised through the Early Help and ECHo Service.

Length of Time in Care



The average length of time our current cohort of young people have spent in care is 3 ½ years. The time in care ranges from 108 children who have been in care for less than one year to 1 child who has been in care for thirteen years.

Where have the children come from?



Home postcode	Number of children from that postcode
HR1	29
HR2	102
HR3	1
HR4	43
HR5	4
HR6	43
HR7	22
HR8	15
HR9	19
WR6	4
WR13	2
GL18	1

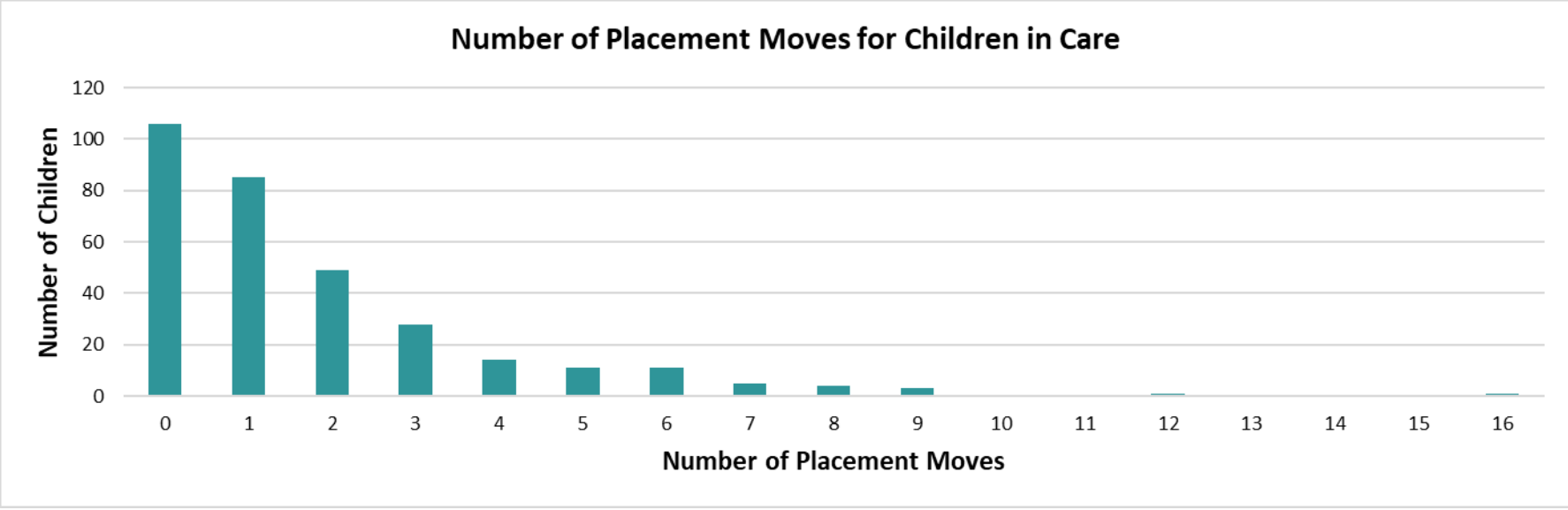
South West Herefordshire has the highest number of children entering care.

Home postcode	Children from that postcode ordered by number
HR2 7	66
HR6 8	29
HR2 6	23
HR7 4	22
HR1 1	19
HR8 2	15
HR4	13
HR4 7	11
HR4 9	10
HR9 7	10
HR4 8	9
HR6 9	9
HR1 3	6
HR2 9	6
HR9 5	6
HR2	5
HR6	5
HR5 3	4
WR6 5	4
HR1 2	3
HR9 6	3
HR2 8	2
GL18 1	1
HR1 4	1
HR3 6	1
WR13 5	1
WR13 6	1

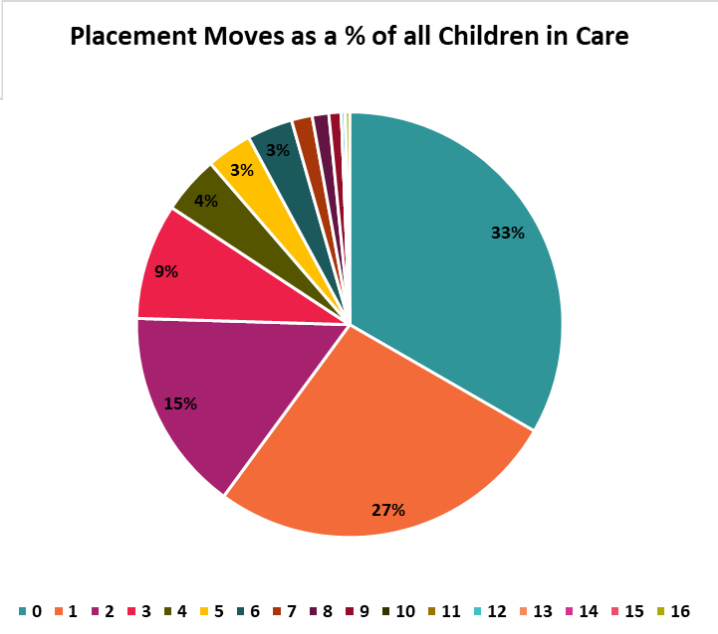
Where have the children come from (with Wards)?

Home Postcode	Number Of Children from that Postcode	Ward/s in Postcode Area
HR2 7	66	Belmont Ward / Hollington Ward / St. Martins & Hinton Ward
HR6 8	29	Leominster North Ward / Leominster South Ward
HR2 6	23	Hollington Ward / Pontrilas Ward / St. Martins & Hinton Ward / Tupsley Ward
HR7 4	22	Bringsty Ward / Bromyard Ward / Frome Ward / Hampton Court Ward
HR1 1	19	Central Ward / Burghill, Holmer & Lyde Ward / Aylestone Ward / Tupsley Ward / Backbury Ward / Hagley Ward / Three Elms Ward
HR8 2	15	Backbury Ward / Frome Ward / Hope End Ward / Ledbury Ward / Old Gore Ward
HR4	13	Central Ward / Credenhill Ward / St. Martins & Hinton Ward / St. Nicholas Ward / Three Elms Ward
HR4 7	11	Burghill, Holmer & Lyde Ward / Castle Ward / Credenhill Ward / St. Nicholas Ward / Stoney Street Ward / Three Elms Ward / Wormsley Ridge Ward
HR4 9	10	Burghill, Holmer & Lyde Ward / Central Ward / Three Elms Ward
HR9 7	10	Kerne Bridge Ward / Old Gore Ward / Penyard Ward / Ross-on-Wye East Ward / Ross-on-Wye West Ward
HR4 8	9	Burghill, Holmer & Lyde Ward / Castle Ward / Credenhill Ward / Golden Cross with Weobley Ward / Sutton Walls Ward / Wormsley Ridge Ward
HR6 9	9	Bircher Ward / Golden Cross with Weobley Ward / Leominster North Ward / Mortimer Ward / Pembridge & Lyonshall with Titley Ward / Upton Ward
HR1 3	6	Backbury Ward / Bromyard Ward / Burghill, Holmer & Lyde Ward / Frome Ward / Hagley Ward / Hampton Court Ward / Sutton Walls Ward / Wormsley Ridge Ward
HR2 9	6	Belmont Ward / Golden Valley North Ward / Golden Valley South Ward / Hollington Ward / Stoney Street Ward / Valletts Ward
HR9 5	6	Kerne Bridge Ward / Penyard Ward / Ross-on-Wye East Ward / Ross-on-Wye West Ward
HR2	5	Golden Valley North Ward / Golden Valley South Ward / Pontrilas Ward / Valletts Ward
HR6	5	Bircher Ward / Bringsty Ward / Bromyard Ward / Golden Cross with Weobley Ward / Hampton Court Ward / Leominster North Ward / Leominster South Ward / Upton Ward / Wormsley Ridge Ward
HR5 3	4	Castle Ward / Kington Town Ward / Pembridge & Lyonshall with Titley Ward
WR6 5	4	Bringsty Ward / Frome Ward / Hope End Ward
HR1 2	3	Aylestone Ward / Central Ward / Tupsley Ward
HR9 6	3	Kerne Bridge Ward / Llangarron Ward / Old Gore Ward / Pontrilas Ward / Ross-on-Wye West Ward
HR2 8	2	Hollington Ward / Llangarron Ward / Pontrilas Ward / St. Martins & Hinton Ward / Valletts Ward
GL18 1	1	Penyard Ward
HR1 4	1	Backbury Ward / Frome Ward / Hagley Ward / Hollington Ward / Old Gore Ward
HR3 6	1	Castle Ward / Golden Valley North Ward
WR13 5	1	Hope End Ward
WR13 6	1	Hope End Ward

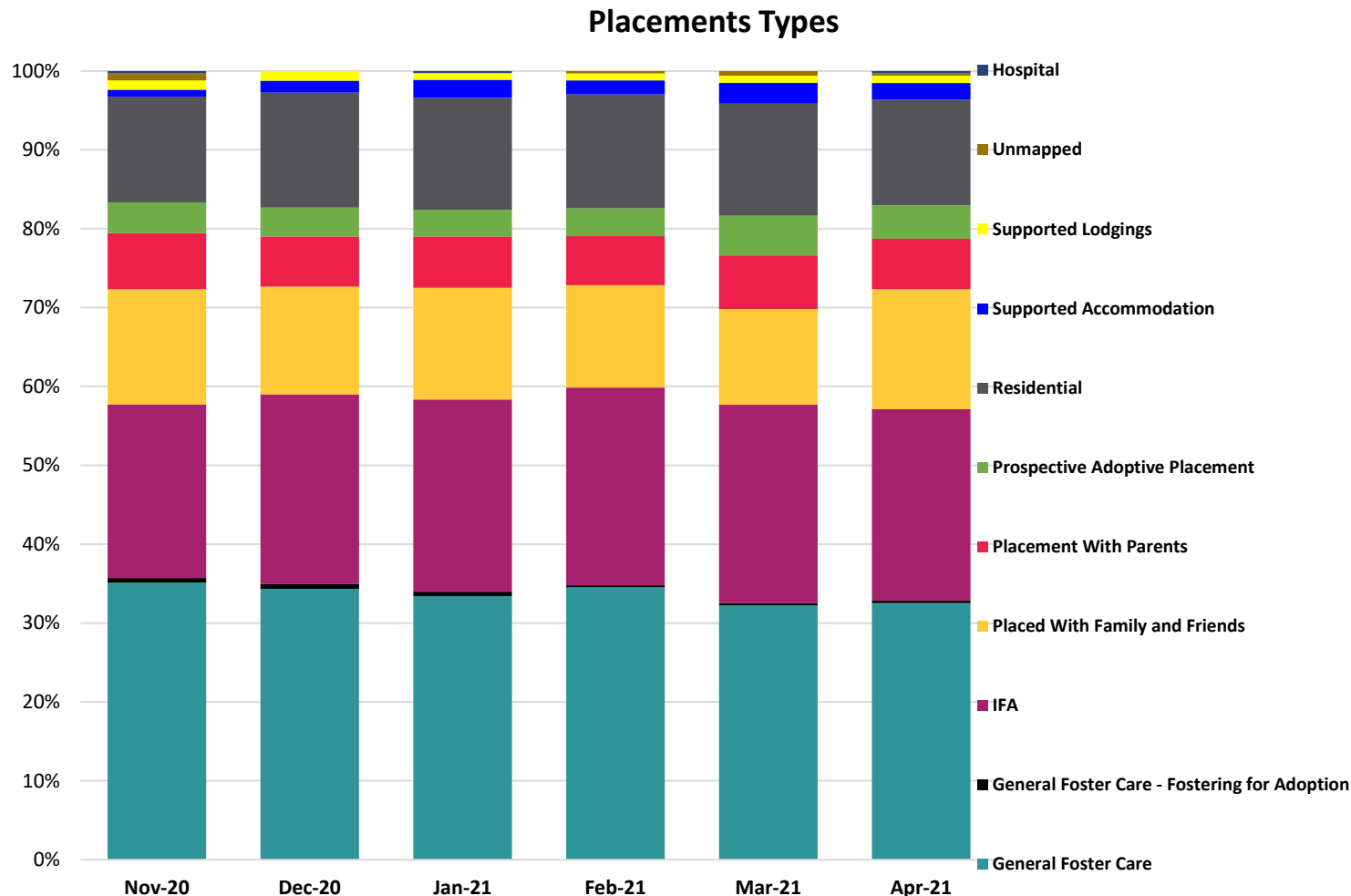
Number of Placement Moves



33% of our young people in care remain in their initial placement. 66% of our young people in care have had between one and nine placement moves. Two young people have had twelve or more placement moves.

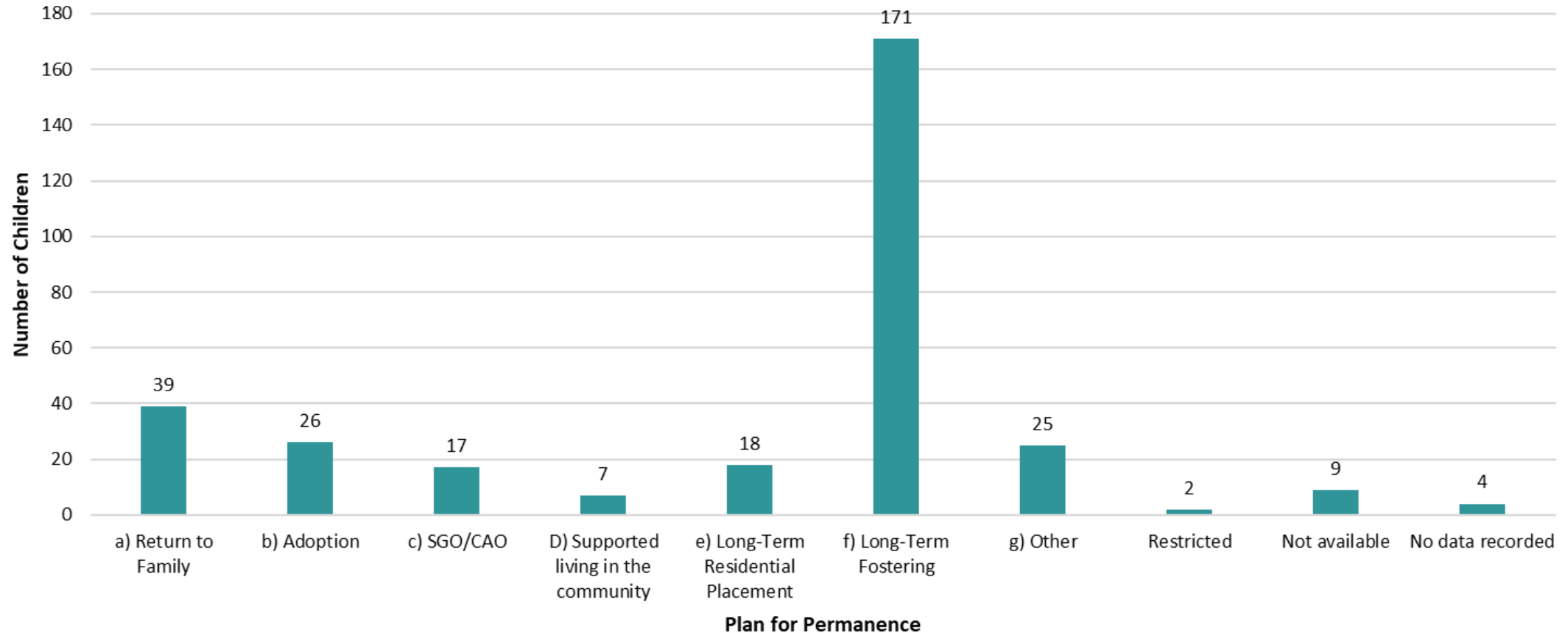


Current Placement Types for Our children



33% of Children and Young People in Care were placed with General Foster Carers and 24% were placed with Independent Foster Agencies. 22% of our Children and Young People in Care were placed with Parents or Family and Friends, 13% were in Residential and 5% were in adoption related placements. The remaining were placed in Supported Accommodation, Supported Lodgings and hospital.

Plan for Permanence



54% of our cohort have a permanence plan of long-term fostering.

NB: 'Not available' is where there is no review on the young person's record because they have been recently accommodated. 'No data recorded' is where the review has been completed but the permanence data has not been recorded.