

**GCSE RE results
2019 for
Herefordshire**

What does the data tell us?

- The number of GCSE entries for Herefordshire rose slightly in 2019 to end the three year downward trend from 2016-2018
- Nine high schools entered pupils for GCSE RE
- Fairfield High School entered pupils for GCSE RE for the first time
- BHBS entered the most pupils for GCSE RE
- The average point score rose to 4.8 in 2019. There is a three year rising trend in this measure

What does the data tell us?

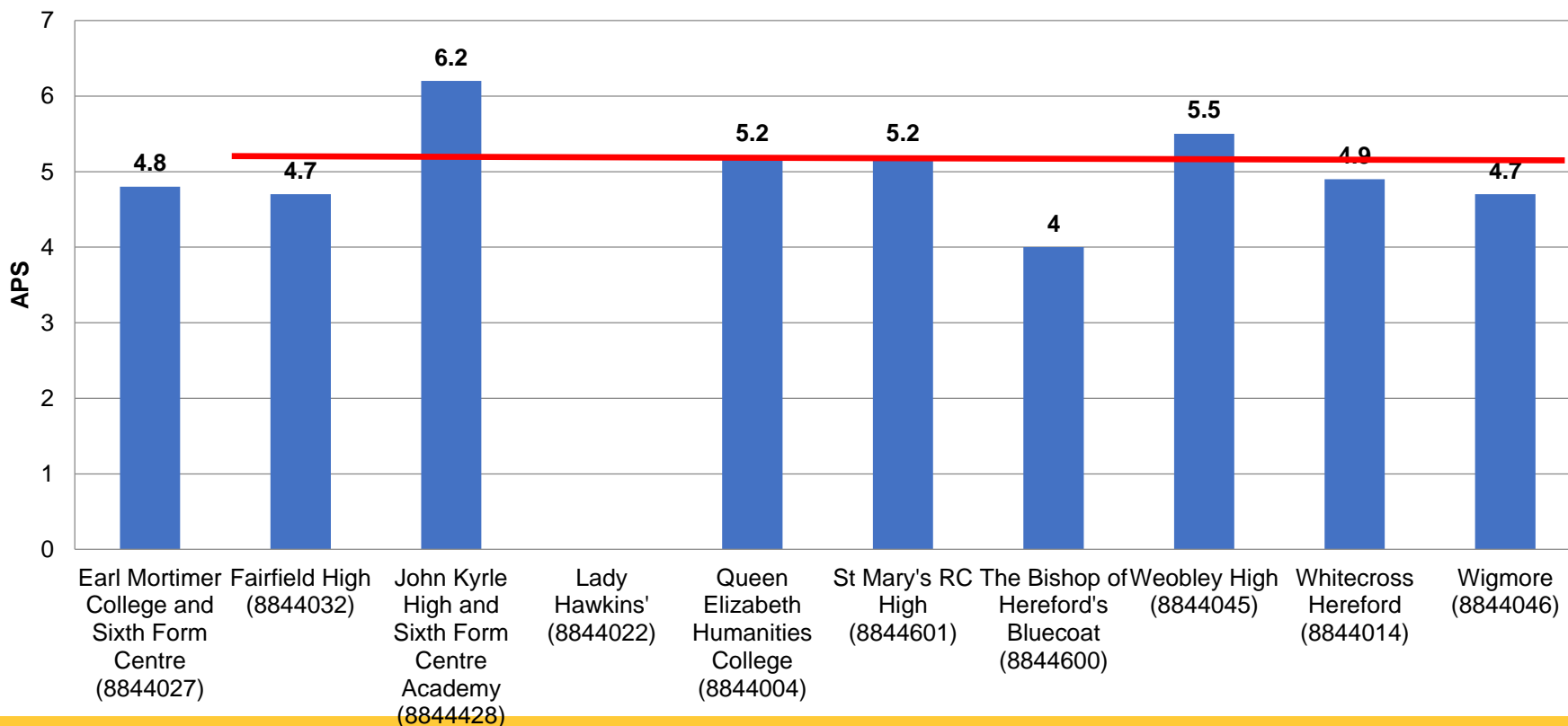
- In 2019 57% of students in Herefordshire gained a Grade 5 or higher, up from 51% in 2018.
- JKHS gained the best results with an 88% Grade 5 or higher pass rate
- Pupil progress also improved slightly in 2019. It is however still negative at -0.44
- St Mary's High School had the best pupil progress score

What does the data tell us?

2019	DfE	Pupils	Actual results		Pupil progress	
			Avg Point Score	% Grade 5+	Avg Point Score	% Grade 5+
Herefordshire (884)	884	654	4.8	57%	-0.44	-5%
Earl Mortimer College and Sixth Form Centre (8844027)	8844027	66	4.8	56%	-0.12	-1%
Fairfield High (8844032)	8844032	87	4.7	53%	-0.32	-7%
John Kyrle High School and Sixth Form Centre Academy (8844428)	8844428	52	6.2	88%	-0.22	4%
Queen Elizabeth High (8844004)	8844004	9	5.2	67%	-0.15	3%
St Mary's RC High (8844601)	8844601	148	5.2	61%	0.06	0%
The Bishop of Hereford's Bluecoat (8844600)	8844600	213	4	44%	-1.07	-16%
Weobley High (8844045)	8844045	51	5.5	82%	-0.17	12%
Whitecross Hereford (8844014)	8844014	18	4.9	61%	-0.36	-3%
Wigmore School (8844046)	8844046	10	4.7	40%	-0.44	-25%

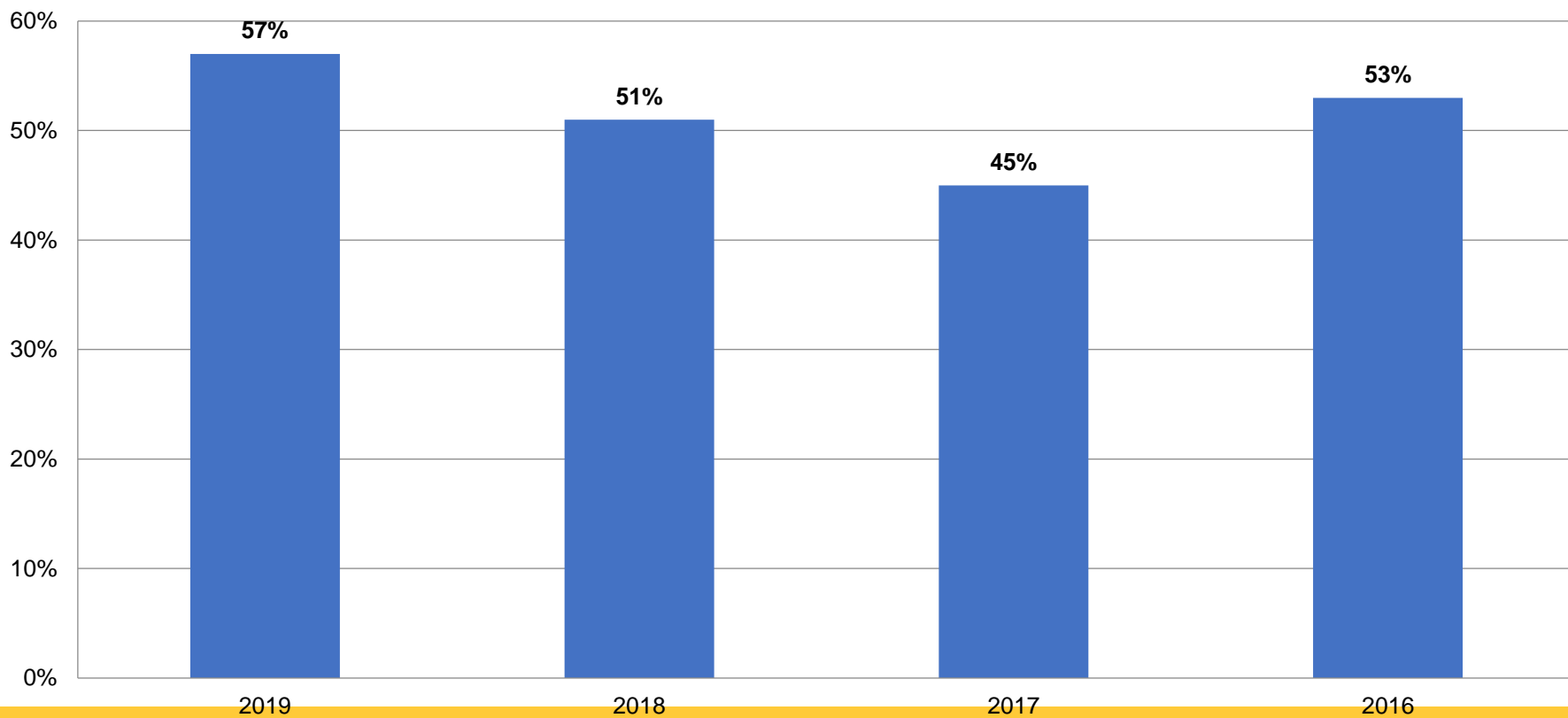
What does the data tell us?

Avg Point Score

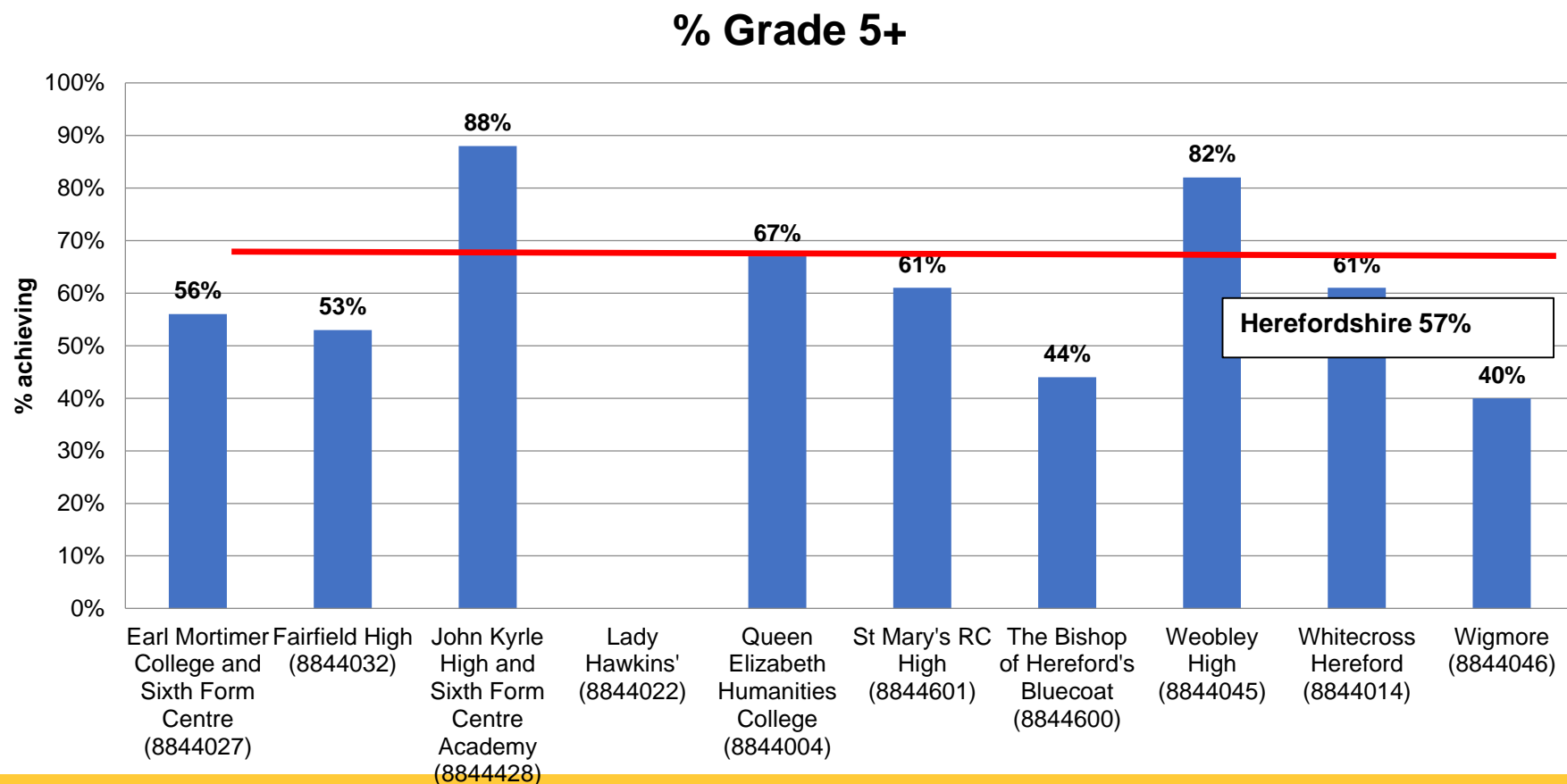


What does the data tell us?

Herefordshire - % achieving Grade 5+



What does the data tell us?



What does the data tell us?

Progress - Avg Point Score

