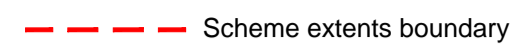
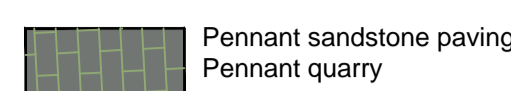

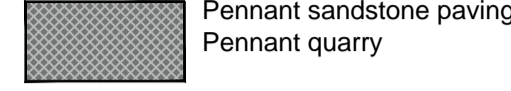
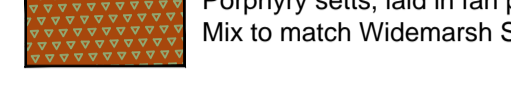
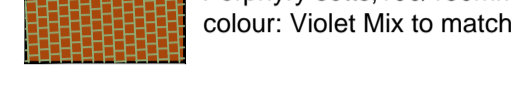
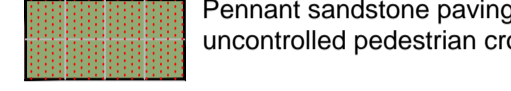
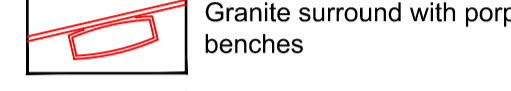
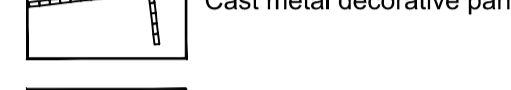
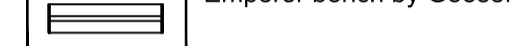










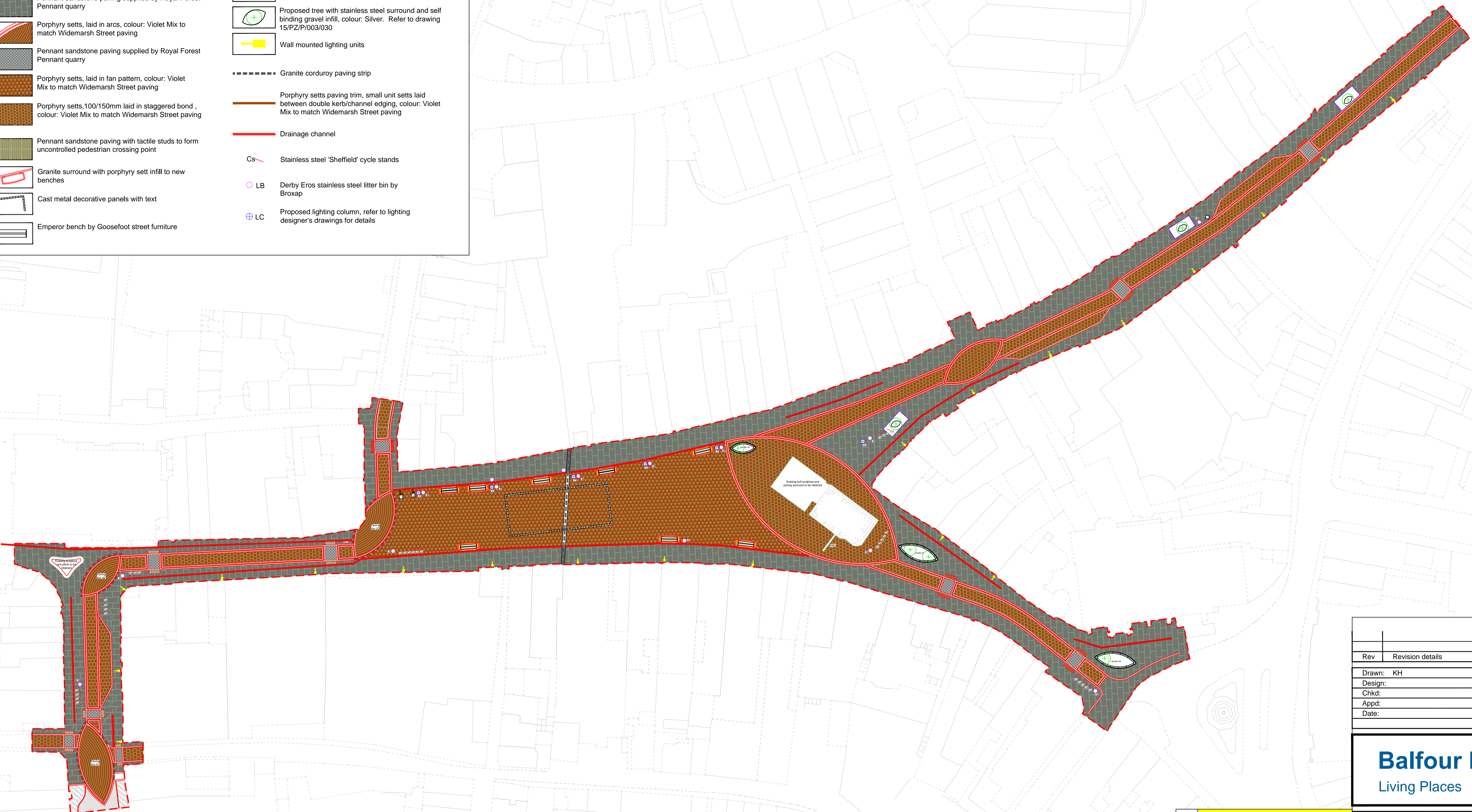



Key

-  Scheme extents boundary
-  Pennant sandstone paving supplied by Royal Forest Pennant quarry
-  Porphyry setts, laid in arcs, colour: Violet Mix to match Widemarsh Street paving
-  Pennant sandstone paving supplied by Royal Forest Pennant quarry
-  Porphyry setts, laid in fan pattern, colour: Violet Mix to match Widemarsh Street paving
-  Porphyry setts, 100/150mm laid in staggered bond, colour: Violet Mix to match Widemarsh Street paving
-  Pennant sandstone paving with tactile studs to form uncontrolled pedestrian crossing point
-  Granite surround with porphyry sett infill to new benches
-  Cast metal decorative panels with text
-  Emperor bench by Goosefoot street furniture
-  Porphyry setts, 70/70 mm laid in staggered bond, colour: Violet Mix to match Widemarsh Street paving
-  Proposed tree, refer to planting plan for details, drawing 15/PZ/P/003/029
-  Proposed tree with stainless steel surround and self binding gravel infill, colour: Silver. Refer to drawing 15/PZ/P/003/030
-  Wall mounted lighting units
-  Granite corduroy paving strip
-  Porphyry setts paving trim, small unit setts laid between double kerb/channel edging, colour: Violet Mix to match Widemarsh Street paving
-  Drainage channel
-  Cs Stainless steel 'Sheffield' cycle stands
-  LB Derby Eros stainless steel litter bin by Broxap
-  LC Proposed lighting column, refer to lighting designer's drawings for details



Rev	Revision details	Chkd	Appd	Date

Drawn: KH	Preliminary
Design: Chkd:	For comment <input checked="" type="checkbox"/>
Appd:	For tender
Date:	For construction
	As constructed

Balfour Beatty
Living Places

Client
G. HUGHES BA (Hons), M.Sc., F.I.M.E.D.,
DIRECTOR of ECONOMIES,
COMMUNITIES and CORPORATE 
Place Based Commissioning, Plough Lane, PO Box 4, Hereford, HR4 0LX.

Project Name
Hereford High Town

Drawing Title
Scheme Extents

Original Drawing Size : A1 Dimensions : m
Scale : 1:500 Copyright © BBLP

Drawing No **MJ0001/I/001** Rev

HEALTH AND SAFETY INFORMATION
SIGNIFICANT OR EXCEPTIONAL RISKS ARE IDENTIFIED BELOW
CONSTRUCTION PHASE
1. PLEASE REFER TO THE HAZARD RISK REGISTER AND THE WORKS INFORMATION FOR DETAILS OF THE RISKS ASSOCIATED WITH THIS WORK.
2. IN PREPARATION OF CONSTRUCTION METHOD STATEMENTS CONSIDERATION SHOULD BE GIVEN TO THE CLOSE PROXIMITY OF ANY STRUCTURES THAT MAY BE AFFECTED BY CONSTRUCTION.
3. RESIDUAL HAZARDS ARE LISTED HERE AND REFERENCED ON THE DRAWING.
 I. NOTHING SIGNIFICANT OR UNUSUAL.
4. THE CONTRACTOR SHALL REFER TO STATUTORY UNDERTAKERS LAYOUT DRAWINGS AND IDENTIFY LOCATIONS OF EXISTING UNDERGROUND SERVICES PRIOR TO CARRYING OUT EXCAVATION WORKS.
MAINTENANCE / OPERATION / DECOMMISSIONING / DEMOLITION PHASES
1. PLEASE REFER TO THE HAZARD RISK REGISTER AND THE MAINTENANCE AND REPAIR STRATEGY FOR DETAILS OF THE RISKS ASSOCIATED WITH THE MAINTENANCE, OPERATION, DECOMMISSIONING AND DEMOLITION PHASES.
2. THIS DRAWING SHOULD BE READ IN CONJUNCTION WITH THE HEALTH AND SAFETY FILE(S) PRODUCED AND HANDED OVER ON COMPLETION OF THIS PROJECT.
3. RESIDUAL HAZARDS ARE LISTED HERE AND REFERENCED ON THE AS-BUILT DRAWING.
 I. NOTHING SIGNIFICANT OR UNUSUAL.

© Crown copyright and database rights [2015] Ordnance Survey [100024168]